

United Semiconductor Japan Environmental Report 2025



■ 目次

■ President’s Message	2
■ Corporate Profile	2
■ Environmental Policy	3
■ Environmental Activity Plan	4
■ Data on Environmental Burden in Business Activities	5
■ Environmental Targets and Results	9
■ Initiatives for Environmental Targets	10
■ Activities for the Reduction of Environmental Burden	15
■ Activities for the Regulations on Chemical Substances	17
■ Efforts to Enhance Safety and Security in Plant	17
■ Compliance with Environmental Laws and Regulations	18
■ Environmental Audit	18
■ Environmental Educational and Enlightenment Activities	19



■ UNITED SEMICONDUCTOR JAPAN Environmental Report 2025 describes the results of activities undertaken by United Semiconductor Japan Co., Ltd. (USJC) based on our environmental policy and initiatives.
■ The report covers our activities in 2024 (January 1 to December 31, 2024), and also includes some activities undertaken prior to January 1, 2024.

President's Message

Contributing to the Sustainable Development Goals (SDGs) by Enabling a Smart Society with Our Customers



President: Nobuhiro Misawa

Sustainable Development Goals (SDGs) were adopted by United Nations in 2015. To achieve the 17 targets of SDGs by 2030, business sectors are expected to play a big role in innovation to solve the global environmental issues, such as water, energy, sustainable production and consumption and climate change.

Since starting operations in 1984, Mie Plant has endeavored to continue business in harmony with society and the environment together with our employees through activities to prevent global warming, reduce chemical substances and waste.

USJC aims to contribute to the innovation which solves social and environmental issues in order to achieve SDGs by providing customers with technology based on our expertise for semiconductors embedded in "Automobile" and "IoT".

In addition, we contribute to realize a sustainable society in regional cooperation with Mie Prefecture and Kuwana City, where our manufacturing base is located.



Corporate Profile

- Location
 - Principal Office: 2000, Mizono, Tado-cho, Kuwana, Mie, Japan
 - Headquarters: CONCURRED Yokohama, 3-1 Kinkocho, Kanagawa-ku, Yokohama, Kanagawa, Japan
- President: Nobuhiro Misawa
- Date of Establishment: December 1, 2014
- Business Description: Semiconductor manufacturing
- Employees: 1,167 (April 1, 2025)
- Mie Plant: 2000, Mizono, Tado-cho, Kuwana, Mie, Japan

Headquarters



Mie Plant



Environmental Policy

USJC is constantly thinking about the role we should play in our business activities to realize a sustainable society, and we effort to reduce the environmental impact. We have established an environmental policy and set " Priority Items" to prioritize our efforts toward realization.

■ Environmental Policy

We contribute to the realization of a sustainable society that balances both economic growth and environmental conservation with our customers, through the state-of-the-art semiconductor manufacturing technology with our expertise.

● Operational Principles

We work to reduce the environmental impact of the semiconductor manufacturing lifecycle with the following principles.

We aim to achieve both economic growth and global environmental conservation with our customers and contribute to the realization of a sustainable society.

1. Conform to environmental regulations around the world and keep our promises to customers.
2. Effectively and continually improve our environmental management system, and work hard to improve our environmental performance.
3. Develop products with outstanding environmental characteristics.
4. Promote sustainable use of energy, water, and resources in the semiconductor manufacturing life cycle, as well as mitigate climate change and adapt to it in the international environmental protection framework.
5. Manage and reduce chemical substances appropriately and promote waste control and recycling to prevent environmental pollution.
6. Improve employees' environmental consciousness through environmental and social contribution and biodiversity preservation activities.
7. Disclose environmental information and maintain ongoing communication with stakeholders.

● Priority Items

USJC will implement the following priority items in compliance with USJC Environmental policies.

◆Contribution to the realization of a smart society by providing semiconductor manufacturing technology

We will contribute to the realization of a smart society and promote reduction of environmental impact by providing customers with environment-friendly technologies, prototype services.

◆Reduction of environmental impact in our foundry business

We will reduce environmental impact by promoting energy-saving policies, yield improvement, improvement of operational efficiency, management and reduction of chemical substances, and recycling of waste.

◆Improvement of each employee's environmental consciousness

We will contribute to the community's environmental society, promote biodiversity conservation activities, and improve each employee's environmental consciousness.

Environmental Activity Plan


■ Environmental Management System

USJC is implementing an environmental action plan based on an environmental management system that conforms to ISO 14001:2015, and are working to continuously reduce our environmental impact.

Our environmental activities aim to contribute to realize a smart society by providing environmentally friendly technology services to our customers, and to realize a decarbonized society and the SDGs by addressing priority items.

Scope of Environmental Management System

- Mie Plant: Manufacture of LSI
- Headquarters: Customer engineering, Design Support, Business Control of LSI



■ Environmental Targets

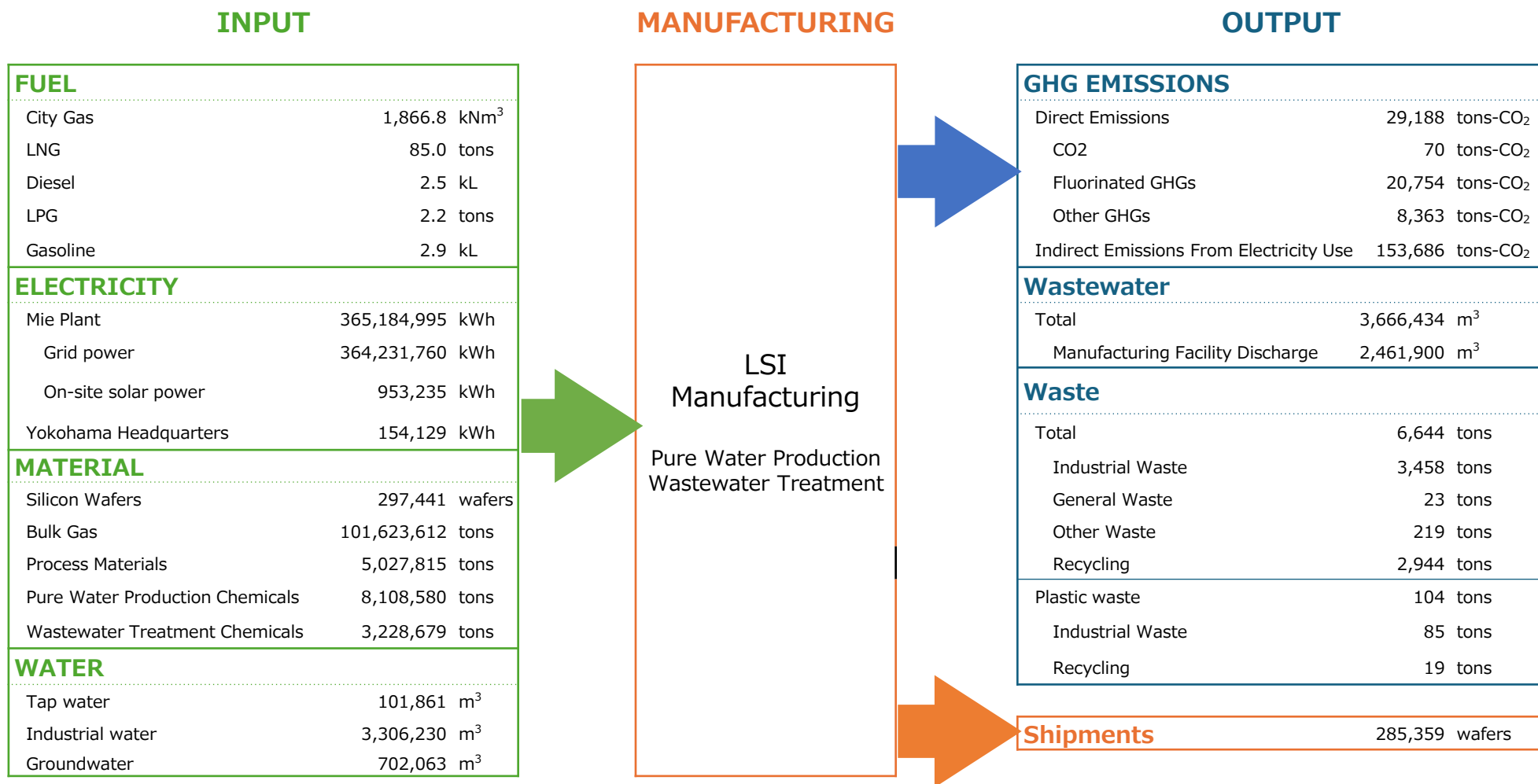
We have set environmental targets to be achieved by 2025 and aim to contribute to the SDGs through our environmental activities.

Environmental Targets Items			CY2025 Annual Targets
1	Promoting activities related to technologies contributing to realize a smart society	12 RESPONSIBLE CONSUMPTION AND PRODUCTION 13 CLIMATE ACTION	Implementing 2 promotion activities
2	Reducing CO ₂ emissions per unit of energy consumption (RV: Results in 2020)	7 AFFORDABLE AND CLEAN ENERGY 13 CLIMATE ACTION	Decrease 24% compared with RV
3	Controlling the increase in water consumption per unit (RV: Results in CY2020)	6 CLEAN WATER AND SANITATION	Increase 12.5% or less compared with RV
4	Reducing the amount of waste per unit (RV: Results in CY2019)	12 RESPONSIBLE CONSUMPTION AND PRODUCTION	Decrease 8% compared with RV
5	Implementing environmental and social contribution activities	14 LIFE BELOW WATER 15 LIFE ON LAND	More than 7 times

Data on Environmental Impacts of Business Activities

■ CY2024 Key Performance

Material balance at LSI manufacturing stage in 2014

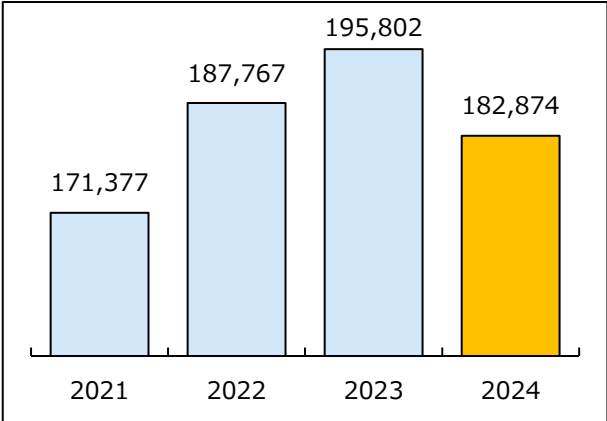


Data on Environmental Impacts of Business Activities

■ Environmental Load Data Trends

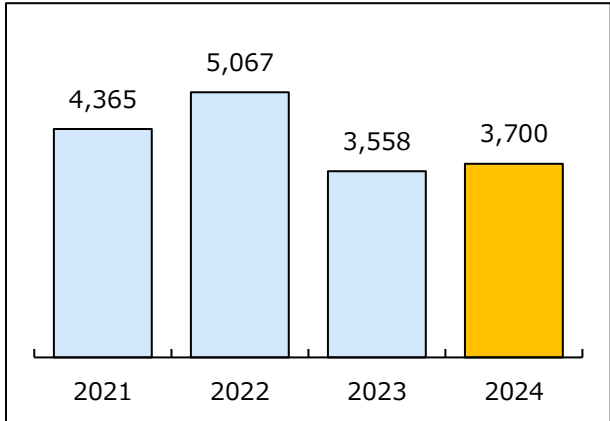
Until 2022, the environmental impact had been increasing due to plant expansion. Since 2023, GHG emissions and water consumption have decreased due to a decrease in production volume caused by supply-demand easing and improvements in production efficiency.

● GHG emissions (Scope1,Scope2*) Unit : tons-CO₂

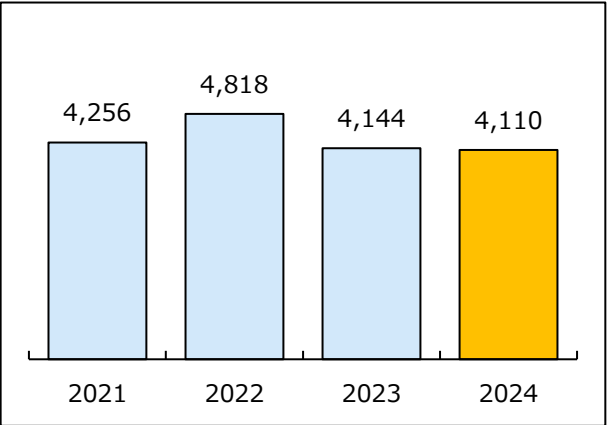


*) The CO₂ conversion coefficients for electricity consumption are calculated using emission factors by electric suppliers.

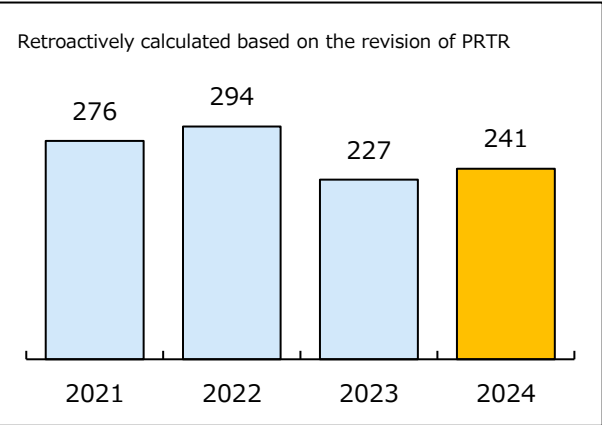
● Industrial Waste Unit : tons



● Water consumption (purchased volume) Unit : TCM



● PRTR Chemical Substances Usage Unit : tons



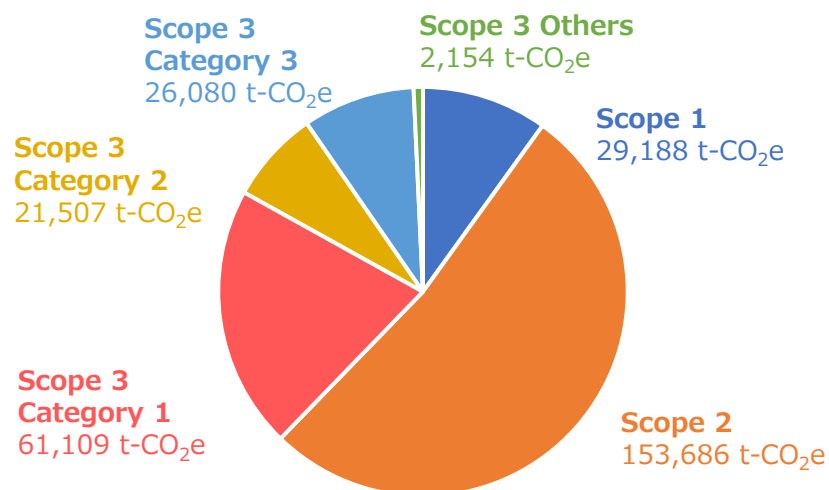
Data on Environmental Impacts of Business Activities

■ Greenhouse gas (GHG) emissions in 2024

We calculate our GHG emissions in accordance with ISO 14064-1:2018 and our carbon footprint (CFP) in accordance with ISO 14067:2018.

We will use this information to proactively engage in decarbonization with our customers.

- Calculation period : January 1, 2024 - December 31, 2024
- Total GHG emissions: 293,724 t-CO₂e
- CFP : 1,029.3 kg-CO₂e/wafer
[GHG emissions per semiconductor wafer manufactured by the Company].



■ Breakdown

Category of Emission		GHG Emissions (t-CO ₂ e)	Percentage (%)
Scope1	Direct GHG Emissions	29,188	9.9
Scope2	Indirect GHG Emissions from Supplied Energy	153,686	52.3
Scope3	Indirect GHG Emissions Other than Scope 1 or Scope 2	110,850	37.7
Total Amounts of Emissions		293,724	100.0

Breakdown of Scope3		GHG Emissions (t-CO ₂ e)	Percentage (%)
Category1	Purchased Products and Services	61,109	20.8
Category2	Capital Goods	21,507	7.3
Category3	Fuel and Energy Activities not included in Scope 1 or Scope 2	26,080	8.9
Category4	Transportation, Distribution (Upstream)	395	0.1
Category5	Waste Generated in Operations	371	0.1
Category6	Business Travel	130	0.1
Category7	Employee Commuting	1,140	0.4
Category9	Transportation, Distribution (Downstream)	119	0.0

Global Warming Potential (GWP) of the IPCC 6th Assessment Report has been applied since 2022.

In addition, a part of Scope 3 was calculated using "IDEA Ver. 3.4, Safety Science Research Division, National Institute of Advanced Industrial Science and Technology (AIST)".

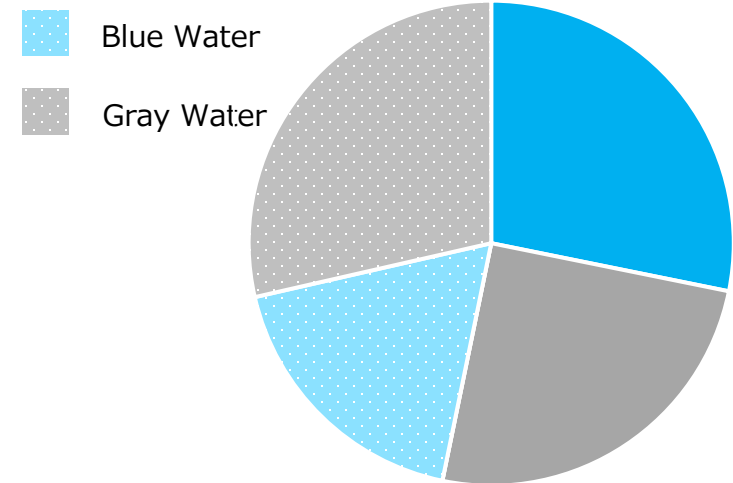
Data on Environmental Impacts of Business Activities

■ 2024 Water Footprint

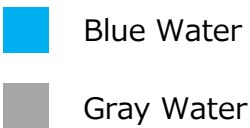
We calculate our water footprint (WFP) in accordance with ISO 14046:2014.
By visualizing water usage within our supply chain, we will leverage this information to enable both our customers and our company to proactively engage in the sustainable use and conservation of water resources.

- Comprehensiveness: Non-Comprehensive Water Footprint
- Calculation Period: January 1, 2024 - December 31, 2024

Supplier Phase 46.8%



Manufacturing Phase 53.2%



■ Breakdown

Usage Phase	Green Water (m³/wafer)	Blue Water (m³/wafer)	Gray Water (m³/wafer)	計 (m³/wafer)
Supplier Phase	0.0	9.3	14.6	24.0
Manufacturing Phase	0.0	14.4	12.8	27.3
Total Volume Usage	0.0	23.8	27.5	51.3

Referenced the Calculation Methodology of The Water Footprint Assessment Manual (2011)

Green Water : Rainwater withdrawal









Blue Water : Water withdrawal other than rainwater

Gray Water : Amount of wastewater discharged when the pollution concentration of wastewater is diluted until it becomes equal to the environmental standard of the discharge water body
(Indicators used: BOD, COD, Total Nitrogen, Total Phosphorus, SS)

In addition, a part of WFP at the raw material procurement stage was calculated using "IDEA Ver. 3.4, Safety Science Research Division, National Institute of Advanced Industrial Science and Technology (AIST)".

Environmental Targets and Results

As for efforts to meet environmental targets for 2024, we have implemented reduction measures as planned. However, both energy consumption CO₂ intensity and water intensity increased compared to the base year because the plant expansion increased environmental impact and our production volume decreased. Based on the production plan for 2025, we have revised downward the 2025 targets related to water and waste. We will continue to take measures to reduce the environmental impact.

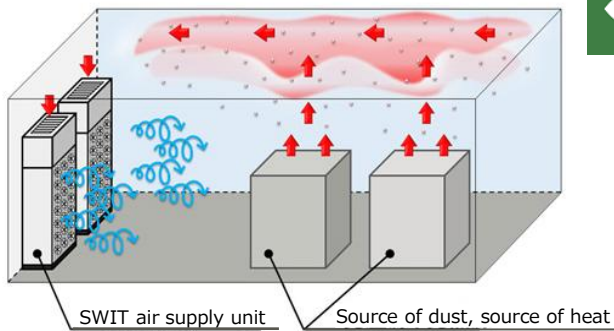
Environmental Targets (CY2021-CY2025)		Contribution to SDGs	Targets CY2024	Results CY2024	Achievement Status
1	Promoting activities related to technology provision contributing to realize a smart society. (TA: Implement 2 activities each year)	 	2 promotion activities	2 promotion activities	Achieved
2	Reducing CO ₂ emissions per unit* of energy consumption in 2025 (RV: Results in CY2020, TA: Decrease 24% compared with RV)	 	Increase 22% compared with RV	Increase 12.7% compared with RV	Achieved
3	Controlling the increase in water consumption per unit* in 2025 (RV: Results in CY2020, TA: Increase 12.5% or less compared with RV)		Increase 10% compared with RV	Increase 7.1% compared with RV	Achieved
4	Reducing the amount of waste per unit* in 2025 (RV: Results in CY2019, TA: Decrease 8% compared with RV)		Decrease 2.6% compared with RV	Decrease 4.4% compared with RV	Achieved
5	Implementing Environmental and social contribution activities (TA: Implement more than 7 activities each year)	 	7 activities	7 activities	Achieved

Initiatives for Environmental Targets

■ Reduce CO₂ emissions from energy consumption

USJC is continuing its efforts to use energy more efficiently. The production lines of USJC energy-saving using the most advanced technology available at the time of its construction. When the plant was expanded in 2015, we adopted a swirling induction type HVAC system (SWIT) in the wafer fabrication clean room of the semiconductor front-end process for the first time in the world. We have achieved high-quality manufacturing with less environmental impact than conventional air conditioning systems. We also adopted the same system for expansion of the clean room in 2022, striving to reduce environmental impact and manufacture high-quality products.

We also continue to promote reduction measures by planning and executing efficient energy use to contribute to global warming prevention every year.



Overview of SWIT system



■ Introduction of High-efficiency centrifugal chiller with new refrigerant

When we replaced the chiller in the plant area starting in CY2020, we selected High-efficiency turbo centrifugal chiller that would help us address climate change that would be effective in both saving energy and reducing the load of refrigerant Freon as a measure to address climate change issues.

By replacing the existing chillers with high-efficiency chillers using CFC-free refrigerants, we have reduced CO₂ emissions from energy use. The Global Warming Potential (GWP) can be reduced from 1,430 times to less than 2 times that of CO₂ by using CFC-free refrigerants such as R-514A.

We replaced a chiller in 2024, and by 2030, we will replace all chillers in our plant with high-efficiency chillers using CFC-free refrigerants which are not subject to the revised Fluorocarbon Emissions Control Act.

We will keep working on energy conservation and global warming countermeasures.

Chiller refrigerant comparison

	Existing	New
Refrigerant	R-134a	R-514A
Pressure	High	Low
Classification	Freon	Non-Freon
GWP※	1430	<2

※Global warming potential



Centrifugal chiller with Non-Freon refrigerant



Initiatives for Environmental Targets

■ Efforts to improve the ratio of renewable energy

USJC will increase the ratio of renewable energy such as solar power among the electricity used in our plant with the aim of contributing to a decarbonized society.

In 2024, solar panels at Mie Plant generated 953 MWh of electricity.

We carried out expansion work on the solar panels, with operation scheduled to start in March 2025.



Solar power panel installed in Mie Plant



■ Implement measures for efficient use of water

We have been actively working to plan and implement water efficiency measures since FY2013.

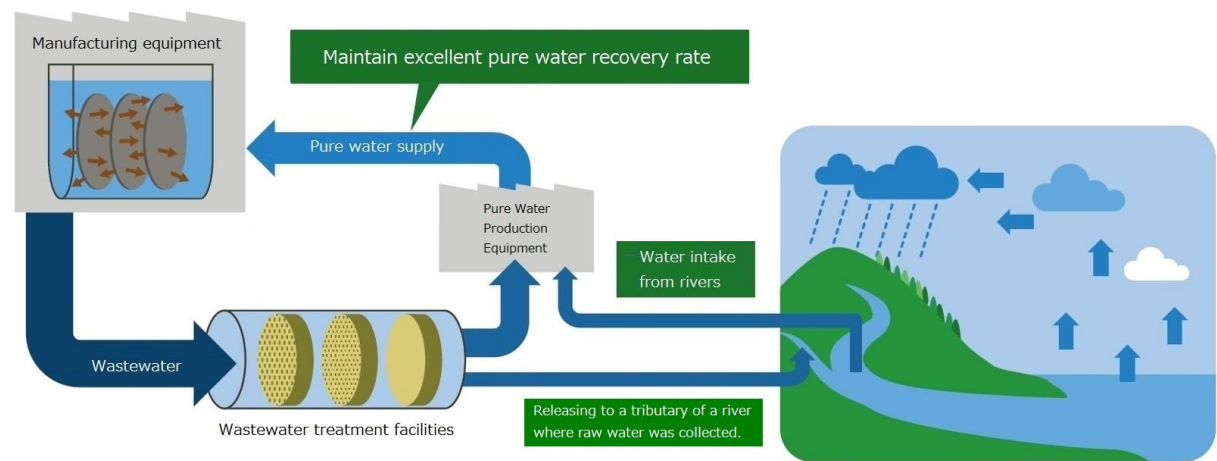
Water resources cycle

On production lines, we work to conserve water resources by recovering process effluent after pure water use, and recycling effluent into pure water again.

Acid-alkaline and hydrofluoric acid effluent are collected, recycled, and reused to replenish circulating water in exhaust-gas treatment equipment, as washing water, and so on.

We are working to realize water resources cycle by returning clean water, properly treated with water treatment systems based on the latest technology, to the rivers joining main rivers from which industrial water is drawn.

We will actively strive to improve its water recycling rate and achieve even more effective use of water resources.



Overview of water resources cycle



Initiatives for Environmental Targets

■ Reduce industrial waste generation

USJC actively implements 3R (Reduce, Reuse, and Recycle) to reduce environmental burden.

We have also installed stirred type crystallizers developed for high concentration fluorine-containing effluent treatment and formed particulate fluorite from recovered high concentration hydrofluoric acid effluent. Through installation of such equipment and sales to chemical manufacturing companies, the company has achieved a mechanism for sourcing recycled hydrofluoric acid.

We are also working on the effective use of resources by collecting waste sulfuric acid used at plants and selling it for reuse in wastewater treatment. Additionally, separating the collected waste oil and waste solvents in a proper way, implementing reusing renewable fuels as raw materials, and using fuel sources in place of fossil fuels will be expected to contribute to the establishment of a Sound Material-Cycle Society.

In 2022, as an initiative to recycle waste plastics, we introduced foamed plastic melting equipment, which enabled us to sort and recycle materials.

Through these efforts, the amount of waste generated in 2024, was reduced by approximately 1,622 tons compared to 2019.



Foamed plastic melting equipment



Generated ingot storage by material

USJC was recognized as an excellent business site for "Mie Smart Action Declaration" and we received a letter of appreciation for our efforts.

Mie Prefecture declares "smart use of resources" in order to promote a sustainable recycling-oriented society. The prefecture puts a call out for companies and organizations which proactively take actions through "Mie Smart Action Declaration Business Registration System".

USJC registered Mie Plant's efforts of recycling waste plastic in 2022, and we received a letter of appreciation from Mie Prefecture for our excellent efforts in October 2023.

We will continue to actively engage in recycling efforts to reduce waste.



Initiatives for Environmental Targets

■ Implement Regional Contribution activities

USJC works to improve the individual environmental consciousness of our employees through various activities, to help them become good environmental citizens, promote the biodiversity conservation, and make environmental and social contributions in their local communities.

■ Kuwana City Adopt Program

As initiatives for Environmental Targets, we carry out clean-up activities in the area surrounding the plant, including the neighborhood park, four times every year.

CY 2024 Total Number of Participants: 149

Note: The Adopt Program provides cleaning and beautification activities for roads, parks, and other public spaces by specifying locations for volunteer citizens and businesses.



ADOPT PROGRAM



■ Clean-up Volunteer Activity

We participate in a “River and Sea Cleanup Campaign” every October, an external event sponsored by Ministry of Land, Infrastructure, Transport and Tourism (MLIT) at Ibi River relevant to the Mie Plant. We call on employees and their families to participate as volunteers in the event and actively join in.

We also cleanup the Oku-Osugidani River once a year where we discharge plant wastewater.



River and Sea Cleanup Campaign



Clean up of the Oku-Osugidani River

Initiatives for Environmental Targets

■ Implement Regional Contribution activities

■ Kanagawa Kintaro☆Book Kifu

Since 2021, we have participated in regional contribution activities "Kanagawa Kintaro Book Kifu" in Kanagawa Prefecture, where the head office is located.

USJC asked employees to donate items such as books, comics, CDs, DVDs and games. We endowed 334 items which was valued at some price in 2024.

Profits from the donation will be used by the "Kanagawa Trust Green Fund (Kanagawa Prefecture's green space protection activity)" to pass on Kanagawa's precious green nature to the next generation.



Collected books, etc.



■ Activities to Provide Killifish

Every May, we provide neighboring elementary schools with medaka fish (killifish) that have been bred in the Mie Plant for monitoring discharged water.

This is useful for science classes in which 5th grade children raise and observe killifish.



Killifish grew in Discharged Water

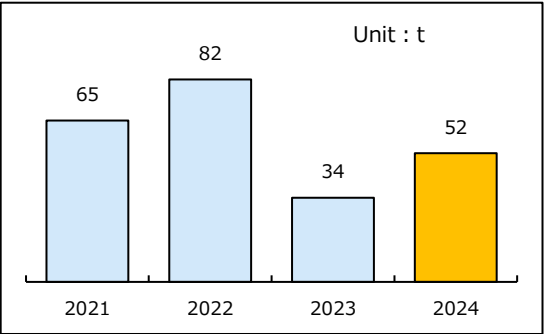


Initiatives for Environmental Targets

■ Reduce discharges of VOCs

USJC strives to reduce our environmental impact by preventing the release of harmful substances into the atmosphere as we properly remove organic exhaust-gases containing VOCs using activated carbon adsorption facilities. The addition of an activated carbon adsorption facility for VOCs in March 2023 has improved VOC removal capacity, restoring and maintaining it at the level prior to 2021. In 2025, we will strengthen activated carbon management to further improve the removal capacity, and we will also evaluate the latest equipment to be introduced in 2026.

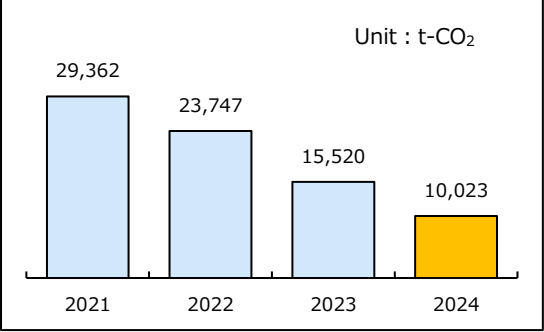
VOCs emissions



■ Reduce PFCs emissions

We have been making effort to reduce GHG emissions other than CO₂ (PFC, HFC, NF₃, SF₆). On production lines, catalytic decomposition systems have been installed on all equipment producing GHG, and we aggressively promote GHG emission reduction. We strive to improve the accuracy of calculations gradually in order to identify emissions more properly by changing the calculation method to the 2019 revision of the IPCC Guidelines since 2021. We will accurately identify and reduce emissions through continuous investigation on the existing equipment's capacity of processing by-product gases and installation of more appropriate processing equipment.

PFCs emissions



*2022 figures recalculated in the same way as 2023 (No recalculation in 2021).

■ Activities on forest conservation

We have been using FSC forest certification paper in our offices since the purchase in 2019 and cooperating in sustainable forest conservation. FSC certification clarifies that products from well-managed forests suitable for environmental, social, and economic benefits are certified with the FSC logo. As more products with this logo enter the market and purchased, it is expected that properly managed forests will be protected, and timber can be consumed while preventing deforestation. FSC logo is one of the environmental labels used as a guideline for green procurement.



Activities on reduction of environmental burden

■ Reducing CO₂ emissions by cutting down shipments by air through logistics management.

By strengthening time management and shipping by land instead of air, CO₂ emissions from logistics have been reduced. Through this activity, USJC will contribute to the reduction of CO₂ in customer's product life cycle.



■ Reducing the number of engineering lots by TCAD

We use a simulation tool, Technology CAD (TCAD), to reduce environmental burden of technology development. TCAD narrows down experimental conditions and analyze failures, resulting in a decrease in the number of experimental lots. This leads to a decrease in the use of energy, chemicals, and gases for prototyping, contributing to a reduction of environmental burden of Mie Plant.



■ Collaboration with Suppliers in Environmental Activities

Recent global trends in reducing environmental burden and the needs of external stakeholders require us to cooperate with suppliers in environmental activities. We have built long term relationships with local onsite gas manufacturers since FY2018 and has been working and exchanging opinions with them to (1) reduce CO₂ emissions, (2) conserve biodiversity and (3) conserve water resources.



■ Alien Species Extermination Activities

Every May, as an alien species extermination activity, we get rid of a specific alien species plant "Lance-leaved coreopsis", which is spreading around the site. We will continue to promote activities aimed at complete extermination around the site.



Lance-leaved coreopsis



Before Extermination



After Extermination

Efforts to Control Chemical Substances

USJC has been working to respond appropriately to regulations of each country on chemical substances contained in products, and has developed a system for issuing non-use certificates of specified chemical substances in response to customer requests.

We are also working to establish a Hazardous Substance Process Management (HSPM) system.

In May 2020, we completely abolished for all products the use of chemicals containing PFOA, which is a persistent organic fluorine compound that may have an adverse effect on the ecosystem.



Efforts to Enhance Safety and Security in Plant

Since the days of FSL Mie Plant, we have been making ongoing efforts to reduce impacts on aquatic environments, such as contamination of effluent quality with hazardous substances, COD, nitrogen, or phosphorus, through appropriate operation management including adoption of a water-treatment system using the latest technologies.

As for monitoring of effluent quality, we continuously monitor killifish and their breeding in discharged water for biodiversity conservation. The Killifish have bred repeatedly since FY 2012, the year following the start of monitoring.

We set up a new aquarium for monitoring killifish in June 2013 and donate the killifish for educational purposes to local elementary schools as a part of its regional contribution activities. As other efforts to enhance safety and security in the plant, we implemented environmental analysis and confirms compliance with environmental regulations.

As part of safety risk management, we also hold safety promotion liaison conferences with partner companies twice a year (May and November), including online discussion. We continuously cooperate with partner companies and meets customer's expectations as a safe and secure plant.



Aquarium for monitoring killifish Breeding



Killifish



Regular environmental analyses



Safety promotion liaison conference with partner companies

Compliance with Environmental Laws and Regulations

■ Legal Compliance

USJC maintains the management condition of legal compliance through established quarterly survey and confirmation procedures. We also work to take actions at early stages by gathering the latest information regarding amendments of laws and trends in new regulation.

【Compliance】

- USJC reaffirmed compliance through an internal audit based on its environmental management system and verified that there were no problems.
- There was no occurrence of accidents or exceeding of regulatory value according to the results of environment analyses related to wastewater and exhaust gas in 2024.
- Regarding the soil contamination reported to Mie Prefecture and Kuwana City in May 2008, we have been continuing purification work by pumping up contaminated water and monitoring the surrounding environment. We submitted the results to Mie Prefecture and Kuwana City in February 2025 as a regular report required once a year. No particular issues were found. Some deficiencies are found in the Mie Plant's notification under the Mie Prefecture Ordinance on Preservation of Living Environment, and USJC reported it to the prefecture and submitted the necessary notification. We will take all the necessary measures to prevent recurrence.
- We confirmed that there were no problems related to other regulations or requirements.

Environmental Audit

USJC underwent ISO14001:2015 audit by Japan Environmental Certification Organization (JACO), and acquired ISO14001:2015 certification in March 2019.

In addition, we strive to maintain and improve our environmental management system through an environmental audit every year by internal auditors trained within our company.

To make audits effective, auditor education programs are implemented each year to help improve the competency of the internal auditors. We enhance our auditing system through audits for company-wide legal compliance by auditors with external credentials.

Regarding the matters pointed out in internal audits, corrective actions were taken, including measures to prevent any recurrence, and this information is being effectively used for continuous system improvement.

		Confirmation Instituter	Certification Number	Registration Date	Date of Expiry
United Semiconductor Japan Co., Ltd.	Mie Plant Headquarters	JACO	EC18J0024	March 27,2019	March 26,2028

Environmental Education and Enlightenment Activities

■ Environment Exhibition

We hold an Environmental Month event to raise employee awareness of the environment in every June along with National Environment Month. Through environmental education and photo exhibitions, we strive to raise awareness of employees for contribution to the SDGs, global warming issues, and biodiversity conservation.


■ Environmental Photo Contest

As an opportunity for raising awareness of biodiversity, every year we ask employees to submit photos relating to biodiversity, and a biodiversity photo exhibition is held to display the most outstanding works. Through these efforts, we will continue to strive to raise awareness among employees so that they will be more interested in protecting the natural environment.

First Prize in 2024



Prize for Excellence in Quality



United Semiconductor Japan Co., Ltd.

Name of supervising division: Environmental Safety and Health Department.
Address: 2000 Mizono, Tado-cho, Kuwana, Mie, 511-0118, JAPAN
TEL: +81-594-48-5512 FAX: +81-594-49-5210

Publishing supervisor: President Nobuhiro Misawa
Editing supervisor: Satoshi Kezuka
Issued date: August 2025
Report covered period: January to December, 2024
URL : <http://www.usjpc.com/csr>